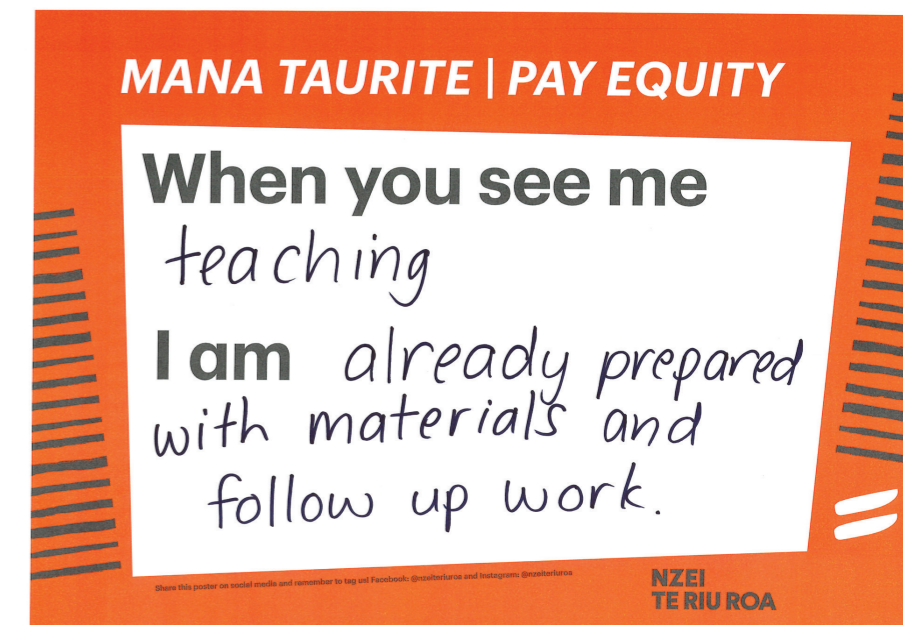
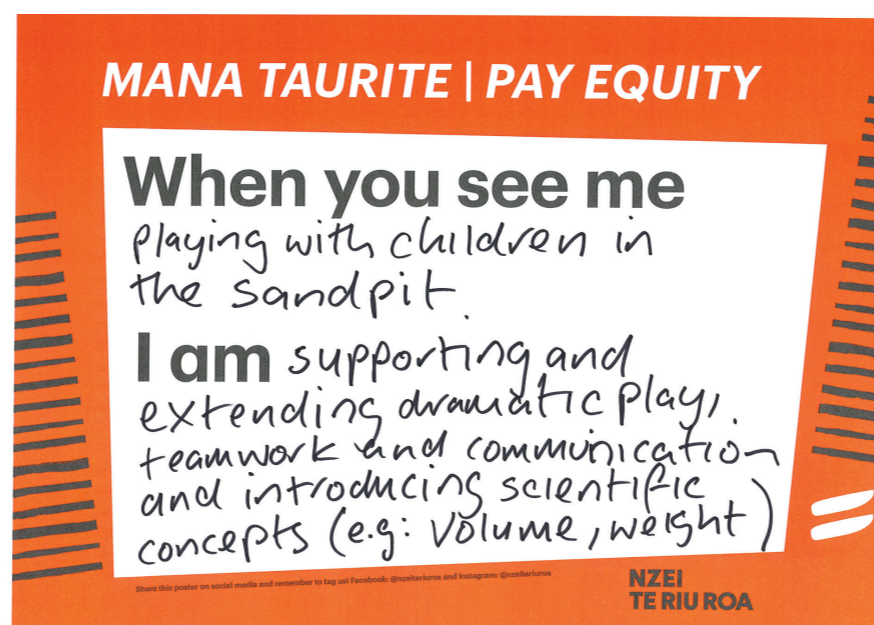
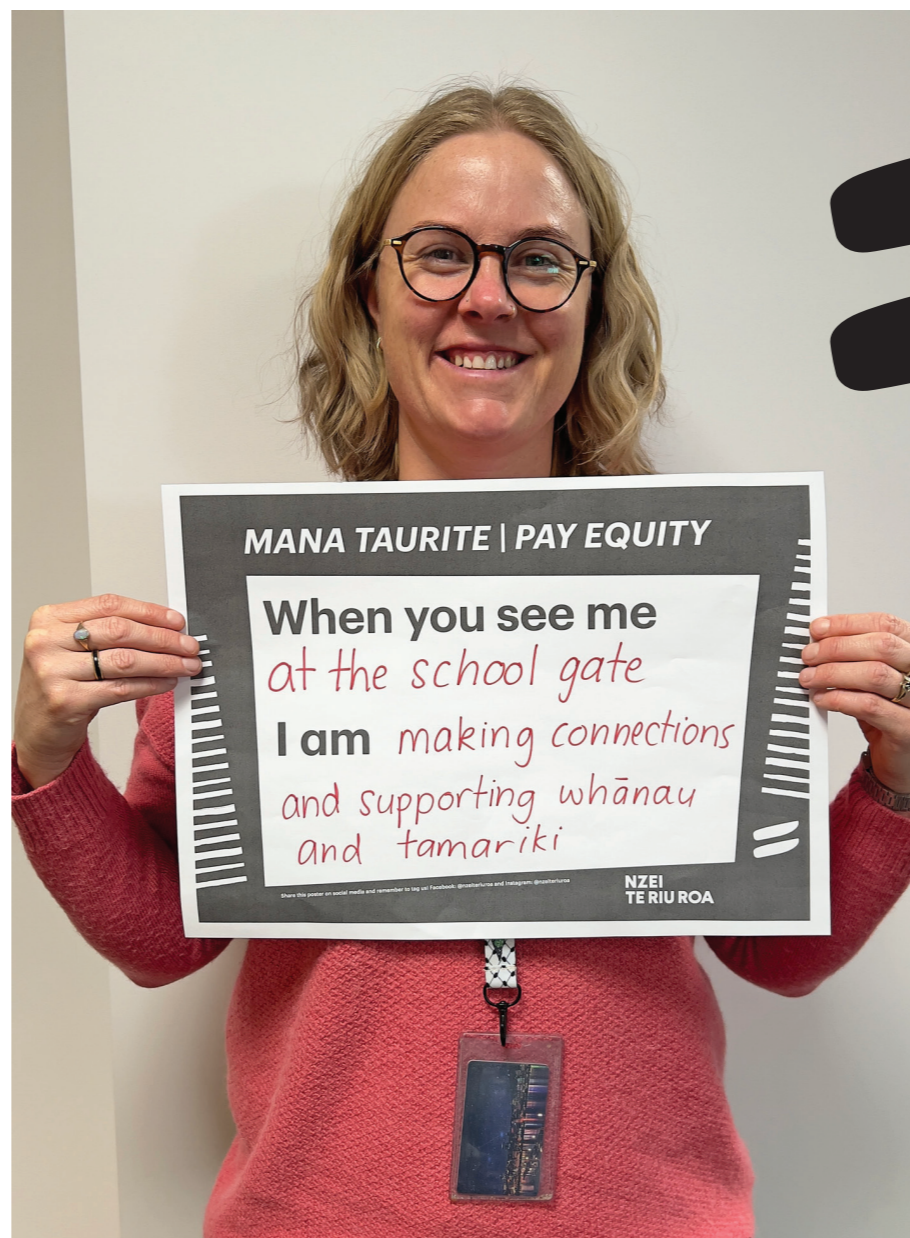


When You See Me activity

- Print out (on A3) one of the blank When You See Me pages.
- Chat to your colleagues and reflect on your work.
- Choose one task that you do and write that under 'When You See Me...'.
When You See Me...
- Think about the skills and knowledge that task requires and write that under 'I am...'.
I am...
- *It's best to use a vivid black pen so it's clear to see.*
- Fill out the resource, scan/snap a pic or, record a video sharing your When You See Me story.
- Send it to us at payequity@nzei.org.nz and post it on social media, tagging **@NZEITeRiuRoa** on both Facebook and Instagram. We'll share it on our social pages too!
- *So that your message can be read loud and clear, you can also take a close up of the poster to really get your message across.*



MANA TAURITE | PAY EQUITY

When you see me

I am

Share this poster on social media and remember to tag us! Facebook: @nzeiteriuroa and Instagram: @nzeiteriuroa

**NZEI
TE RIU ROA**

MANA TAURITE | PAY EQUITY

When you see me

I am

Share this poster on social media and remember to tag us! Facebook: @nzeiteriuroa and Instagram: @nzeiteriuroa

**NZEI
TE RIU ROA**